


# EBSCO*host* Basic Searching for Academic Libraries

Tutorial



## Choose Databases

To search within a single database, click the database name listed below. To select more than one database to search, check the boxes next to the databases and click *Continue*.

Folder is empty.

Continue



### [Academic Search Premier](#)

This multi-disciplinary database provides full text for more than 4,500 journals, including full text for more than 3,700 peer-reviewed titles. PDF backfiles to 1975 or further are available for well over one hundred journals, and searchable cited references are provided for 1,000 titles

[Title List](#) [More Information](#)



### [Business Source Premier](#)

*Business Source Premier* is the industry's most used business research database, providing full text for more than 2,300 journals, including full text for more than 1,100 peer-reviewed titles. *Business Source Premier* is superior to the competition in full text coverage in all disciplines of business, including marketing, management, MIS, POM, accounting, finance and economics. This database is updated daily on EBSCOhost.

[Title List](#) [More Information](#) [Enhanced Business Searching Interface](#)

Welcome to EBSCO Publishing's Basic Searching for Academic Libraries tutorial, a concise guide to the most popular EBSCOhost features, including tips on how to make the most of them in an academic library environment.

The screenshot shows the EBSCO Research Databases search interface. At the top, there are navigation links for [Sign In](#), [Folder](#), [Preferences](#), [New Features!](#), [Help](#), and [Exit](#). Below this is the 'EBSCO HOST Databases' logo and search options: [Basic Search](#), [Advanced Search](#), [Visual Search](#), and [Choose Databases](#). A green navigation bar contains [New Search](#), [Keyword](#), [Publications](#), [Subject Terms](#), [Cited References](#), [Indexes](#), and [Images](#). The search results section shows 'Results for: spac shuttle OR space shuttle' with options to [Add search to folder](#), [Display link to search](#), and [Create alert for this search](#). The search input field contains 'spac shuttle or space shuttle' and the database selected is 'Academic Search Premier'. A red circle highlights the text 'Results may also be available for: space shuttle or space shuttle'. Below this, there are buttons for 'Refine Search' and 'Results'. The results list shows 'All Results: 1-10 of 6680' and 'Page: 1 2 3 4 5 Next'. A red circle highlights the filter options: 'See: All Results', [Academic Journals](#), [Magazines](#), [Newspapers](#), and [Books/Monographs](#). The results list includes two entries: 1. [Harmony arrives at space station](#) by Reddy, Francis, and 2. [DEADLY MICROBES FROM OUTER SPACE](#) by DiGregorio, Barry E..

We'll begin by conducting a Basic Search on space shuttle. Note that if you misspell your keyword(s), the Spellchecker function will suggest alternate spellings. The Result List defaults to showing All Results, and can be filtered to view results by specific document type, such as Academic Journals, Magazines, or Books and Monographs, using the links at the top of the list.

Refine Search		Results
<b>Limit your results:</b>		<a href="#">Limiters</a>   <a href="#">Expanders</a> <input type="button" value="Reset"/>
<b>Full Text</b>	<input checked="" type="checkbox"/>	
<b>Scholarly (Peer Reviewed) Journals</b>	<input checked="" type="checkbox"/>	
<b>Published Date from</b>	Month <input type="text"/> Year: <input type="text"/> to Month <input type="text"/> Year: <input type="text"/>	
<b>Publication</b>	<input type="text" value="Natural History"/>	
<b>Publication Type</b>	<input type="button" value="All"/> <input type="button" value="Periodical"/> <input type="button" value="Newspaper"/> <input type="button" value="Book"/>	
<b>Number Of Pages</b>	All <input type="text"/>	
<b>Articles With Images</b>	<input type="button" value="All"/> <input type="button" value="PDF"/> <input type="button" value="Text with Graphic"/>	
<b>Expand your search to:</b>		<a href="#">Limiters</a>   <a href="#">Expanders</a> <input type="button" value="Reset"/>
<b>Apply additional terms to query</b>	<input type="checkbox"/>	
<b>Also search within the full text of the articles</b>	<input type="checkbox"/>	
<b>Automatically "And" search terms</b>	<input type="checkbox"/>	

Under the Refine Search tab, it is easy to limit or expand your search results. Depending upon the search method and databases you have chosen, you may see the ability to limit a search by Full Text articles, Scholarly (Peer Reviewed) Journals, or a particular publication that you enter in the field provided.

The screenshot shows the EBSCOhost interface. At the top left is the EBSCOHOST logo with 'Research Databases' text. Navigation buttons include 'Basic Search', 'Advanced Search', 'Visual Search', and 'Choose Databases'. A top navigation bar contains 'New Search', 'Keyword', 'Publications', 'Subject Terms', 'Cited References', 'Indexes', and 'Images'. A secondary navigation bar includes 'Sign In', 'Folder', 'Preferences', 'New Features!', 'Help', and 'Exit'. Below this, a row of action links is circled in red: '1 of 11', 'Result List', 'Refine Search', 'Print', 'E-mail', 'Save', 'Export', and 'Add to folder'. The main content area shows a search result for 'Space Shuttle Launch LIVE' with fields for Title, Source, Document Type, Subject Terms, Geographic Terms, and NAICS/Industry Codes. A 'Find More Like This' button is located in the top right of the result box.

<b>Title:</b>	Space Shuttle Launch LIVE.	<a href="#">Find More Like This</a>
<b>Source:</b>	<a href="#">Natural History</a> ; Jul/Aug2006, Vol. 115 Issue 6, p61-61, 1/6p, 1c	
<b>Document Type:</b>	Article	
<b>Subject Terms:</b>	<ul style="list-style-type: none"> <li>*<a href="#">SPACE shuttles</a></li> <li>*<a href="#">REUSABLE space vehicles</a></li> <li>*<a href="#">SPACE vehicles</a></li> <li>*<a href="#">LAUNCH vehicles (Astronautics)</a></li> <li><a href="#">UNITED States. National Aeronautics &amp; Space Administration</a></li> </ul>	
<b>Geographic Terms:</b>	<a href="#">UNITED States</a>	
<b>NAICS/Industry Codes:</b>	<ul style="list-style-type: none"> <li><a href="#">336414</a> Guided Missile and Space Vehicle Manufacturing</li> <li><a href="#">927110</a> Space Research and Technology</li> </ul>	

You can print, email or save a single result from the detailed display when you click on a title link. To print, email or save multiple results, add them to the folder, then **print**, **email** or **save** them from inside the folder. Folder contents can be saved by clicking on the **Sign in** link, and then setting up a personalized (My EBSCOhost) folder account at no charge.

EBSCO Research Databases

Sign In | Folder | Preferences | New Features! | Help | Exit

Demonstration Customer

Basic Search | Advanced Search | **Subject Terms** | Visual Search | Choose Databases

New Search | Keyword | Publications | **Subject Terms** | Cited References | Indexes | Images

Database: Academic Search Premier ?

Find: DE "COLLEGE teachers" [Search] [Clear]

Subjects | Places | People

Folder is empty.

Page: Previous | Next

Browse for: college teachers [Browse]

Term Begins With  Term Contains  Relevancy Ranked

Select term, then add to search using: or [Add] [Exploade]

(Click term to display details.)

<input checked="" type="checkbox"/>	<a href="#">COLLEGE teachers</a>	<input type="checkbox"/>
	COLLEGE teachers -- Appointment Use <a href="#">COLLEGE teachers -- Selection &amp; appointment</a>	
	COLLEGE teachers -- Collective bargaining Use <a href="#">COLLECTIVE bargaining -- College teachers</a>	

The **Subject Terms** authority file is a controlled vocabulary that assists in more effectively searching the database. You can browse this list alphabetically, or as **Relevancy Ranked**, using the radio buttons. For a specific subject, enter a term in the **Browse for** field, click **Browse**, then check the box in front of the desired subject term, click **Add** to place it in the **Find** field, then add search terms.

EBSCO Research Databases

Sign In | Folder | Preferences | New Features! | Help | Exit

Demonstration Customer

Basic Search | Advanced Search | Visual Search | Choose Databases

New Search | Keyword | Publications | Subject Terms | Cited References | **Indexes** | Images

Database: Academic Search Premier ?

Find: (ZP "roosevelt, eleanor") and politics Search Clear

Folder is empty.

Indexes

Page: Previous | Next

Browse an Index: People Browse

Browse for: Roosevelt, Eleanor

Select one or more terms and add to search using: or Add

Term	Records Count
<input checked="" type="checkbox"/> roosevelt, eleanor	209

The **Indexes** authority file facilitates browsing through a drop-down list of database indexes, then entering terms to search for in the selected index field of all database records. Click the **Browse** button to see a resulting list of terms and how many articles in which they appear, with an exact match first, when available. Check the box in front of the desired subject term, click **Add** to place it in the **Find** field, then add search terms.

**New Search** | [Keyword](#) | [Publications](#) | [Subject Terms](#) | **Cited References** | [Indexes](#) | [Images](#)


Searched references for: *WA Twain, Mark and WB The British Connection and WD 1970*

Database: Academic Search Premier <sup>?</sup>

Cited Author:  Cited Title:   <sup>?</sup>


Cited Source:  Cited Year:

All Citation Fields:


 [Folder is empty.](#)

To store items added to the folder for a future session, [Sign In to My EBSCOhost.](#)

**Cited References** | [Citing Articles](#)

1-1 of 1 Page: 1  [Add \(1-1\)](#)

To view citing articles, mark checkboxes and click *Find Citing Articles*.

<input type="checkbox"/>	1. The British Connection; Baetzhold, Howard G.; Twain, Mark; BuU, John; 1970, Bloomington : Indiana Univ. Press, p102-161, 60p. Document Type: Book Citation; (AN BC.BAETZHOLD.INDIANAUNIVPRESS.AIGJ.AJB) [Citation Record]	 <a href="#">Add</a>
--------------------------	--	---

**Times Cited in this Database(1)**

The **Cited References** authority file enables users to extend a search beyond the initial Result List, to those records cited by an article. Simply enter an author, source, title and/or publication year to view a list of cited references in the database articles. Check the box of a result and click **Find Citing Articles** to find article that have cited your result.

http://support.ebsco.com - EBSCOhost Research Databases - EBSCO Help - Microsoft Internet Explorer

EBSCO Research Databases

Print Close

**Welcome**

- Choosing Databases
- EBSCOhost Tutorials
- Trying New Features
- Ask-A-Librarian
- Setting Preferences
- Accessibility

**Translation**

- Changing the Language of the Interface
- Translating an Article

**Searching**

- Basic Search
- Advanced Search
- Visual Search
- Search History
- Images
- Videos
- Companies
- Booleans
- Expanders

## EBSCOhost Research Databases

EBSCOhost is a powerful online reference system accessible via the Internet. It offers a variety of proprietary full text databases and popular databases from leading information providers.

The comprehensive databases range from general reference collections to specially designed, subject-specific databases for public, academic, medical, corporate and school libraries.

### EBSCOhost Tutorials

EBSCOhost Online Help now includes product tutorials. These three-to-four minute tutorials guide you through the features of your EBSCO products. Tutorial subjects include Basic and Advanced Searching, Creating Searches and Alerts, and Page Composer. To view a complete list of available tutorials, see [EBSCOhost Tutorials](#).

### EBSCO Support Site

EBSCO's [Support Site](#) is available 24 hours a day, 7 days a week. Our FAQ database, tutorials, and user guides can provide answers to your technical questions. EBSCO Customer Support Representatives are available Monday through

[New Features!](#) | [Help](#) | [Exit](#)

Demonstration Customer

Folder is empty.

[Sign In to My EBSCOhost.](#)

Add (1-1)

Indiana Univ. Press, (GJ.AJB) [Citation] [Add](#)

**HELP:** At any time during your session, you can click on the **Help** link to view the complete online Help system. All topics on the left are active links that can be printed as handouts. You may also visit the EBSCO Support Site at support.ebsco.com to browse our Knowledge Base of FAQs, download Help Sheets or User Guides, view additional tutorials, or see what's new in our Top Stories. This concludes our Basic Searching for Academic Libraries tutorial.